

QK16551

Non-Concussive Exposed
Shower Valve



SILFRA

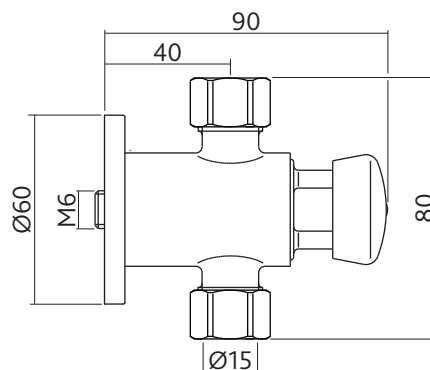
altecnic
CALEFFI group

Non-Concussive Exposed Shower Valve

QK16551



Dimensions



Installation

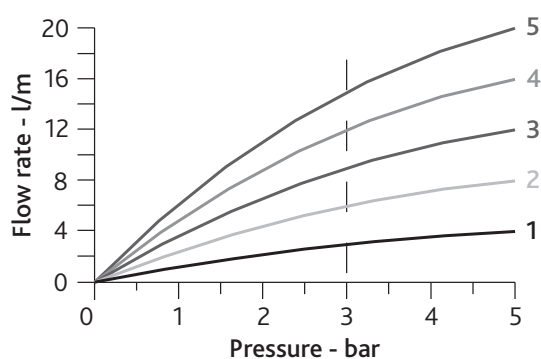
It is recommended that a strainer or filter is installed upstream of the tap or shower to prevent debris entering valve, causing damage or leakage.

Technical Specification

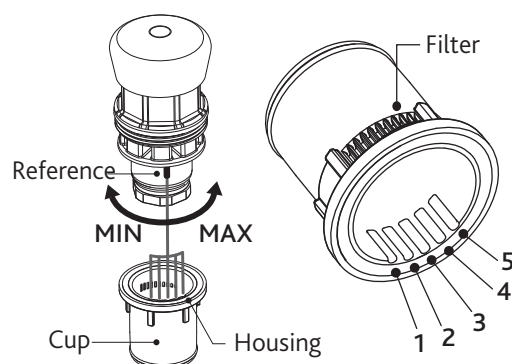
Recommended operational pressure:	1 to 5 bar
Maximum test pressure:	5 bar
Maximum hot water temperature:	80°C
Working temperature range:	41 to 43°C
Maximum pressure difference between hot and cold water:	1.6 bar

Time and flow rate are given in the table.

Type	Time - seconds	Flowrate @ 3 bar
Shower	30+5/-10	9 l/m



Flow Setting



The flow rate depends on the position of the reference (located on the cartridge body) in the seat of the plastic cup.

The flow is a function of pressure as shown in table.

To adjust the flow rate proceed as follows:

- 1 Unscrew the cartridge from the shower body and remove the plastic cup.
- 2 Select the position desired on the cup positions 1 to 5.
- 3 Screw back the cartridge into the shower body.

To clean the filter follow the procedure below;

- 1 Isolate the hot/cold water supply
- 2 Unscrew the cartridge from the shower body and remove the container
- 4 Clean the filter under running water
- 5 Refit the cartridge into the shower body, making sure the cup is set to the desired position.

© Patents & Design Altecnic 2025

Altecnic Ltd retains all rights (including patents, designs and copyrights, trademarks and any other intellectual property rights) in relation to all information provided on or via the website, brochures or any other documents, including all texts, graphics and logos, contained on the website, in brochures or in any other documents published in the name of or on behalf of Altecnic Ltd in any form, without prior written consent of Altecnic Ltd.

Altecnic Ltd Francesco House, Staples Close, Stafford ST16 1WQ

T: +44 (0)1785 218200 E: sales@altecnic.co.uk

Registered in England No: 02095101

altecnic.co.uk

AL 376 04-03-25

E & O.E

© Altecnic Limited. 2025

ALTECNIC™

altecnic
CALEFFI group